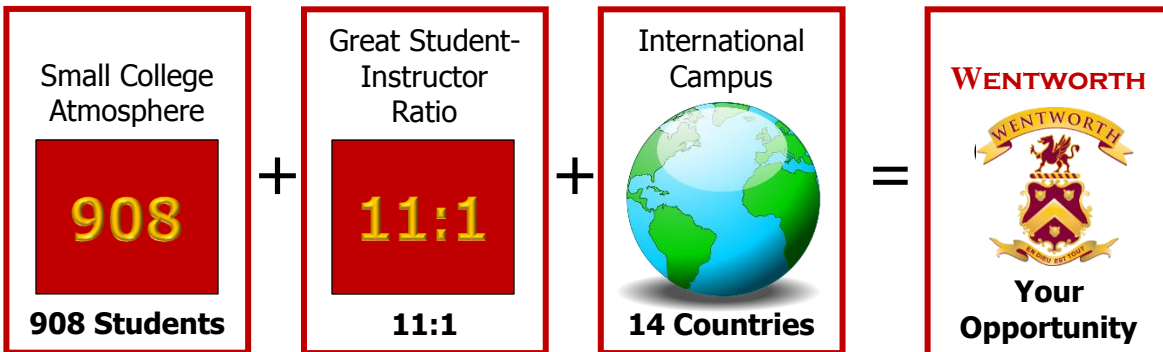


Enrollment, Graduation, and Transfer Data

THE WENTWORTH ADVANTAGE



**97% Rated Proficient
Transfer to Four-year Colleges and Universities**

ENROLLMENT

Wentworth is a small college. This offers significant opportunities for interaction with the faculty in a caring and friendly environment. In the fall of 2016, Wentworth had 235 full-time, degree-seeking students enrolled, and a total of 908, including students taking less than a full-time course load. The average instructor to student ratio was 1 to 10.5 in the fall of 2016.

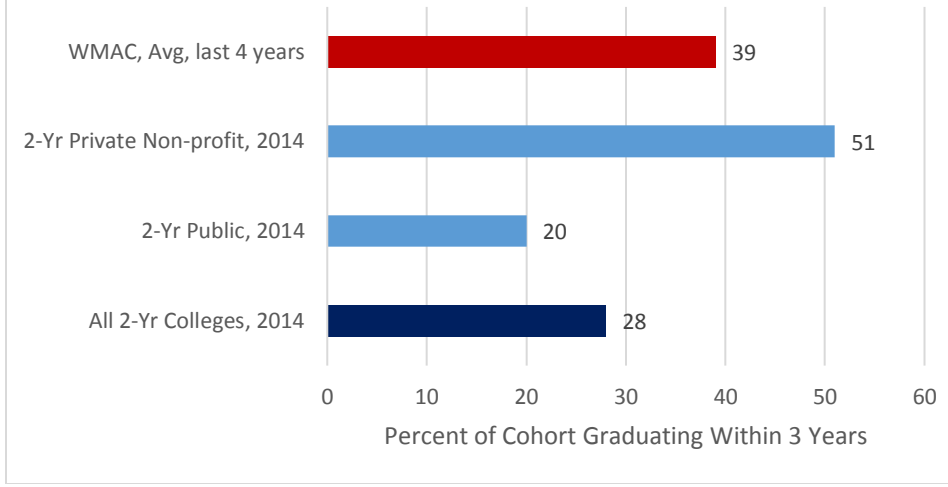
Wentworth may be in the heart of the American Midwest, but it has a world-wide student body from around America (22 states) and around the world (13 foreign countries). The ROTC program draws students from across America and from American territories, such as American Samoa and Puerto Rico. The sports program has brought students from many countries around the world. Additionally, WMAC is the hometown two-year college for many surrounding communities.

GRADUATION

Wentworth students are more likely than the average student to complete an Associate of Arts or Associate of Science degree.

Graduation rates at 150% time to completion (three full academic years) have exceeded the average of Missouri two-year colleges. Many of our commuter students are working and spread out the time to accomplish their degrees. Therefore, the chart below shows "150% Time" graduation rates. For a two-year college, that shows how many earned their degrees in three year.

Graduation Rate Within 150 % Time

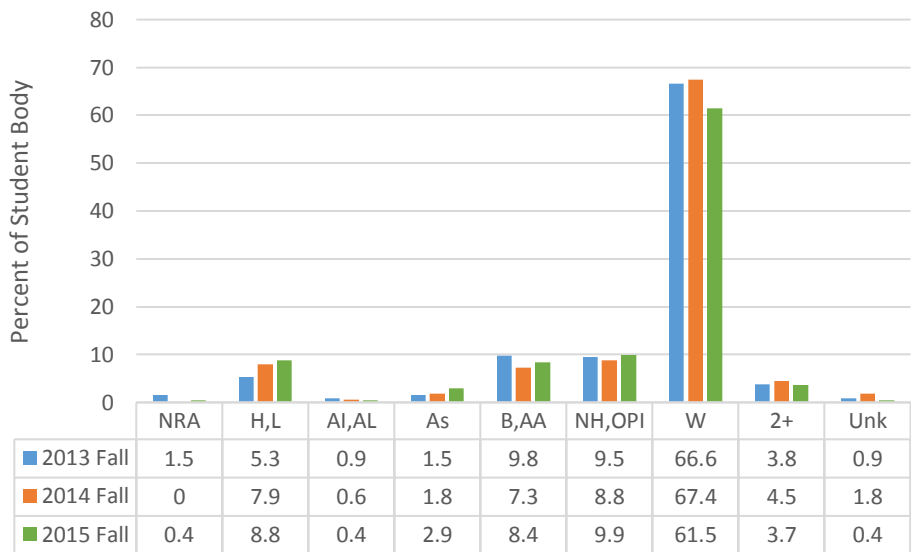


Enrollment by Ethnicity Three Years

Abbreviations are US Department of Education Categories

- | | | | |
|---------|---|-----|----------------------------|
| H, L | Hispanic or Latino | W | White |
| AI, AL | American Indian or Alaskan Native | 2+ | Two or more races |
| As | Asian | Unk | Race and ethnicity unknown |
| B, AA | Black or African American | NRA | Nonresident Alien |
| NH, OPI | Native Hawaiian or Other Pacific Islander | | |

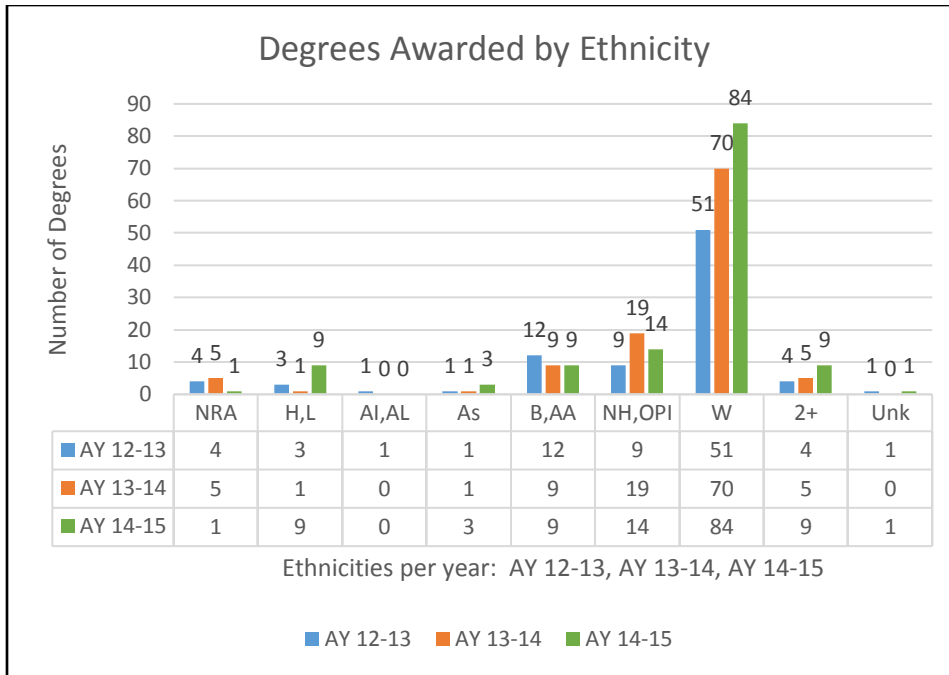
Enrollment by Ethnicity, Three Years



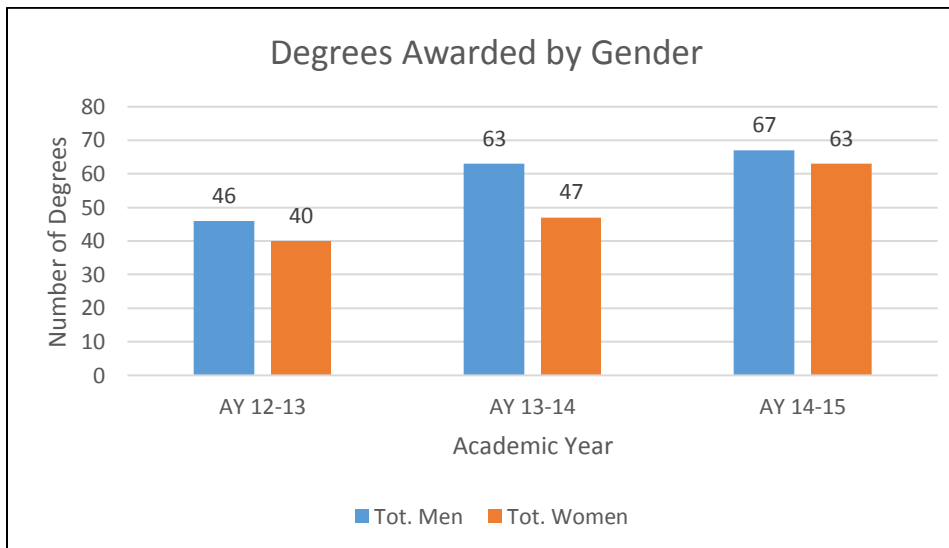
Fall Enrollments, Clustered by Ethnicity, Then Year

2013 Fall 2014 Fall 2015 Fall

Degrees awarded, sorted by ethnicity and gender, over the last 3 years show and increase in degrees awarded to Hispanic/Latinos and multiracial students. This data coincides with an increased enrollment in these populations.



The difference in degrees awarded by gender reflects the fact that we have more male than female students (49% to 51% in a recent year).



TRANSFER TO FOUR-YEAR COLLEGES AND UNIVERSITIES

Since Wentworth is accredited by the Higher Learning Commission, its credits can be accepted by any other college or university. Credit transfer depends on several factors, such as the student's earned grades and the match between individual courses and the courses required for different degrees at the receiving institutions.

Wentworth students go on to many colleges around the world and across America, including West Point, the United States Air Force Academy, Norwich University, Texas A&M, Louisiana State University, and, of course, universities and colleges in the students' home states.

An additional marker of the success of the Wentworth's General Education Program is the number of students who demonstrate general education proficiency at four-year institutions. From 2014-2016, 97% of all WMAC graduates transferring to the University of Central Missouri are considered proficient by the University of Central Missouri. This is 230 of 237 transfers in three years. (UCMO uses the Proficiency Profile Test [ets.org] to assess students who enter without having already earned 60 semester hours of credit. Students who enter with 60+ credits are assumed proficient, and do not take the test.)

Articulation Agreements

For institutions in our area, Wentworth has established articulation agreements which detail exactly which WMAC courses transfer to replace which required course at the receiving institutions. As of the 2015-2016 school year, these detailed lists exist for the following institutions:

Four-Year College or University

1. Baker University-School of Professional and Graduate Studies: provides that WMAC graduates (A.A. or A.S. degree) will have met the general education requirements towards completion of a baccalaureate program.
2. Columbia College: provides that WMAC graduates (A.A. degree) will have met the general education requirements towards completion of a bachelor degree
3. Graceland University: provides that WMAC students with at least 48 semester hours of transfer credit will be guaranteed acceptance of designated WMAC transfer credits to apply to a bachelor's degree in a manner consistent with the treatment of Graceland native students.
4. Mary Baldwin College: provides that all WMAC graduates with the associate's degree are guaranteed acceptance into MBC. Provides that all WMAC course work will transfer to MBC with the course value awarded by WMAC (specific course exceptions are stipulated).
5. Missouri Valley College: provides that WMAC graduates (A.A. degree) will have met the MVC general education core requirements towards completion of a B.A. degree with a major in Middle School Education, Social Studies Certification 5-9.
6. Norwich University: Accepts specified WMAC course towards completion of a B.S. degree in Business Management or a B.A. degree in Criminal Justice.

Technical Centers

1. Lamar-Area Vo-Tech Center: WMAC agrees to award up to 30 credit hours towards an associate of science degree to students who have completed specified programs at the Technical Center.

2. Lex-La-Ray Technical Center: WMAC agrees to award up to 30 credit hours towards an associate of science degree to students who have completed specified programs at the Technical Center.
3. Grand River Technical Center: WMAC agrees to award up to 30 credit hours towards an associate of science degree to students who have completed specified programs at the Technical Center.